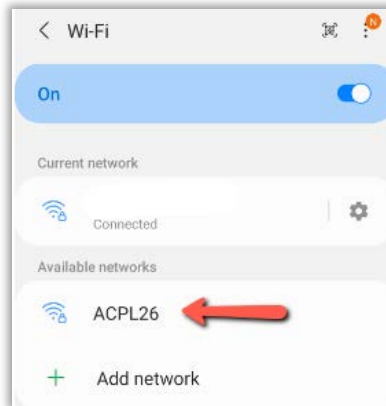


Powering On

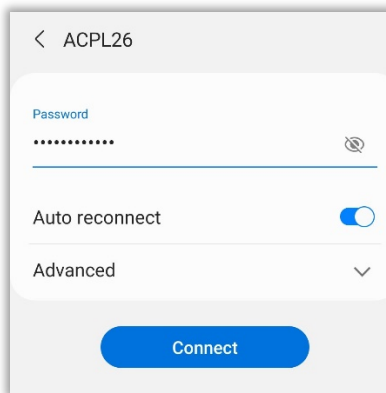
1. Press the power button until the hotspot display lights up.

Connecting Device to Jetpack

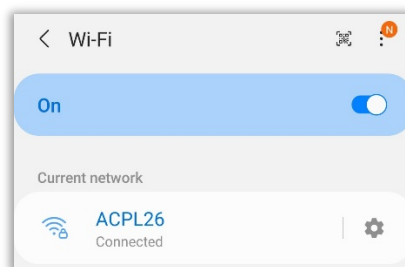
1. To connect to the Wi-Fi hotspot, open the Wi-Fi settings on your device.
2. Select the ACPL Wi-Fi name
 - a. Example: Ellipsis Jetpack AA01



3. Enter the device password: **ACPLwifi1895**



4. Select "Connect"
5. Your device should not be connected to the Wi-Fi hotspot



Powering Off

1. Once finished using the Wi-Fi hotspot, press and hold the power button until the "Goodbye" message displays.